



Please check:

- ✓ For spelling mistakes and missing digits
- ✓ That you've included all your vital details (email, URL, etc)
- ✓ If your design reaches all the way to the edge of the bleed (explained to the right, if you're not sure)
- ✓ The orientation of your design. To check, fold this page in half - do your designs face the right way up?

Don't forget:

The colour will look different on your screen to the final print.

This proof is not a print-ready file. Any images on this preview are high-resolution, but are not our full print resolution. So your final print will look even snazzier than it does already.

What do the symbols mean?

- **Bleed** (your design should fill this)
- **Trim** (this is where we aim to trim your cards)
- [] **Safe area** (Make sure any important aspects of your design such as text and logos are inside of the safe area, otherwise they may be cut off)

Got a question?


Read through our [Frequently Asked Questions](#) or contact our Customer Service Team at support.moo.com



FRONT

BACK

You'll get 17 of this design







FRONT


BACK

You'll get 17 of this design

Justin Fortner
Robotics Engineer



justinm.fortner@gmail.com
justinfortner.com
661 478 7403


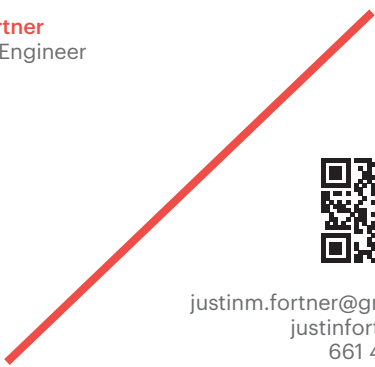


FRONT

BACK

You'll get 16 of this design

Justin Fortner
Robotics Engineer



justinm.fortner@gmail.com
justinfortner.com
661 478 7403

